

# La lettre alif

fin


milieu

début

Ecrire la lettre *alif*.

Three sets of handwriting lines for practicing the letter 'alif'. Each set shows a dotted 'alif' and a red 'alif' with a starting arrow. The first set is for 'alif' at the end of a word, the second for 'alif' in the middle, and the third for 'alif' at the beginning.

Faire la lettre *alif* avec de la pâte à modeler! 



Entourer la lettre *alif* dans chaque mot.

Three words in Arabic script: خَطَا (khaṭā), كَأْسٌ (kaʾs), and أَخٌ (aḫ). The letter 'alif' is present in each word.

relier

relier

relier

# La lettre baa

ب

fin

ب

milieu

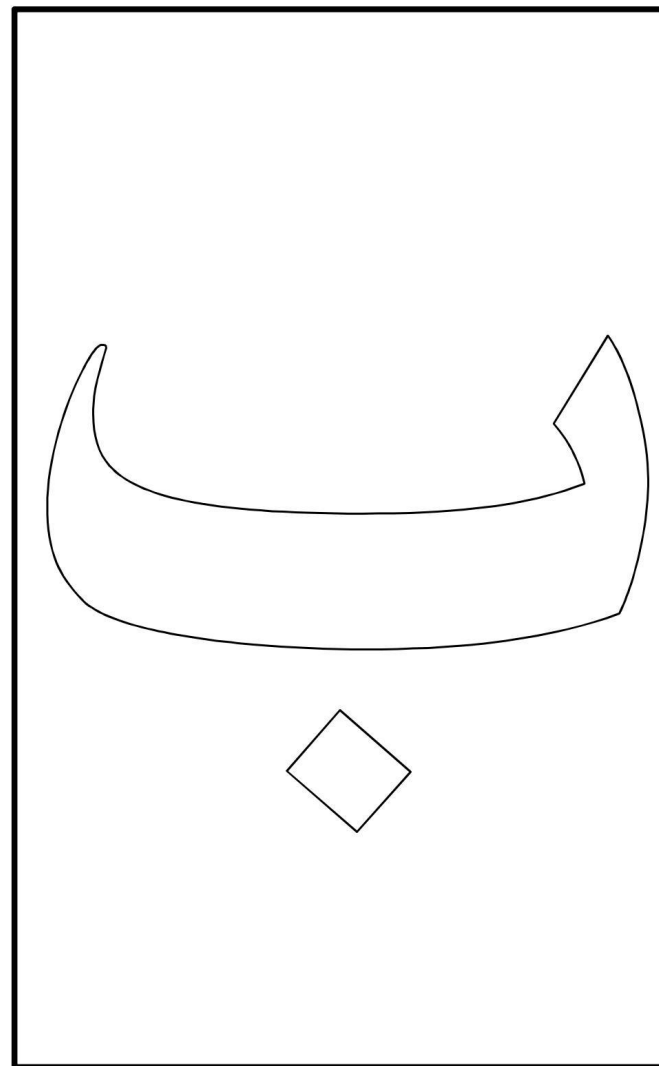
ب

début

Ecrire la lettre *baa*.

Handwriting practice lines for the letter *baa*. Each line shows a dotted outline of the letter with a red arrow indicating the stroke direction, followed by a solid red letter. The first line shows the letter at the end of a word, the second in the middle, and the third at the beginning.

Faire la lettre *baa* avec de la pâte à modeler!



Entourer la lettre *baa* dans chaque mot.

Three words in Arabic script: كُوبٌ (cup), مَكْتَبَةٌ (office), and بَيْتٌ (house). The letter *baa* is present in each word.

relier

relier

relier

# La lettre taa

ت

fin

ت

milieu

ت

début

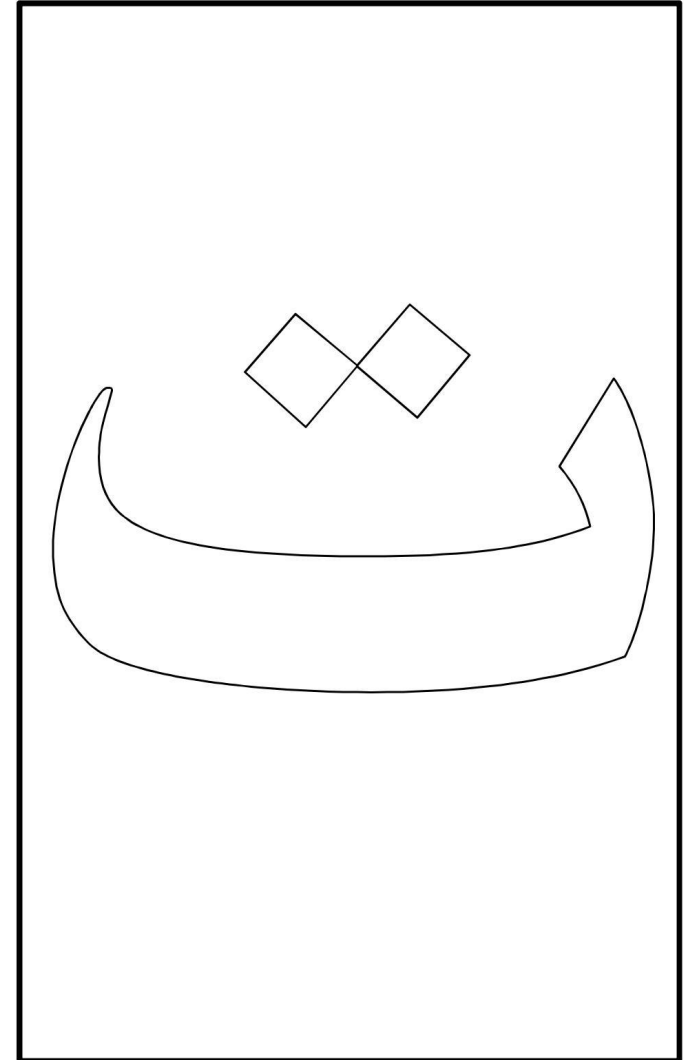
Ecrire la lettre *taa*.

ت

ت

ت

Faire la lettre *taa* avec de la pâte à modeler! 



Entourer la lettre *taa* dans chaque mot.

زَيْتُ مَكْتَبُ مَيْفَاحُ

relier

relier

relier

# La lettre thaa



fin



milieu

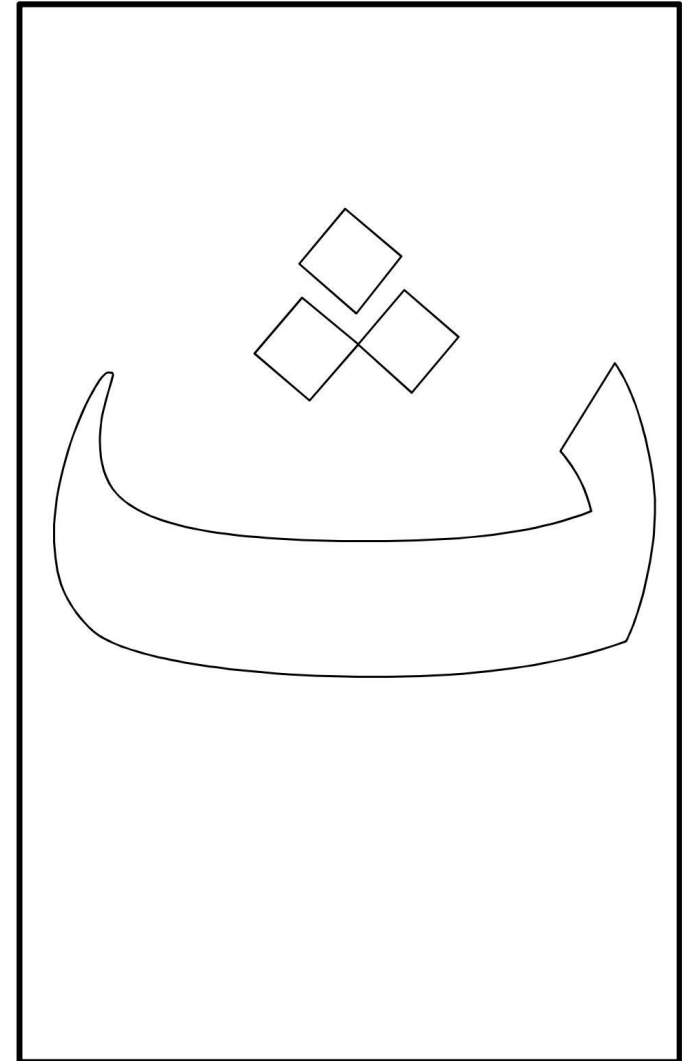


début

Écrire la lettre *thaa*.

Three sets of handwriting practice lines. Each set consists of four horizontal lines. The first set shows a dotted outline of the letter 'thaa' at the end of a word, with a red arrow indicating the stroke direction. The second set shows a dotted outline of the letter 'thaa' in the middle of a word, with a red arrow indicating the stroke direction. The third set shows a dotted outline of the letter 'thaa' at the beginning of a word, with a red arrow indicating the stroke direction.

Faire la lettre *thaa* avec de la pâte à modeler! 



Entourer la lettre *thaa* dans chaque mot.



relier

relier

relier

# La lettre jeem

ج

fin

ج

milieu

ج

début

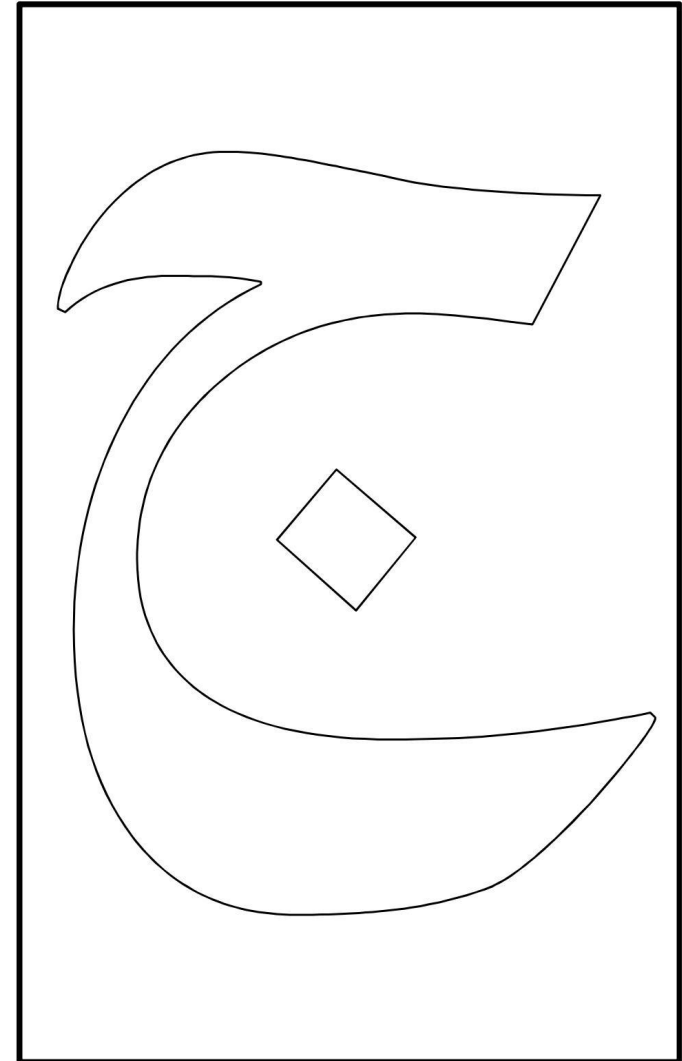
Ecrire la lettre *jeem*.

Handwriting practice lines for the letter 'jeem'. Each line shows a dotted 'jeem' followed by a solid red 'jeem' for tracing. The first row shows the 'jeem' at the end of a word. The second row shows the 'jeem' in the middle of a word. The third row shows the 'jeem' at the beginning of a word.

Entourer la lettre *jeem* dans chaque mot.

Three words in Arabic script for a coloring activity: حَاجٌ (Hajj), جَمَلٌ (Jamil), and حَجَرٌ (Hajar). Each word contains the letter 'jeem'.

Faire la lettre *jeem* avec de la pâte à modeler! 




relier

relier

relier

# La lettre haa



fin



milieu



début


Ecrire la lettre *haa*.

Handwriting practice lines for the letter haa. Each line consists of four horizontal blue lines. The first line shows a dotted haa in its final form (ح) followed by a solid red haa in its final form. The second line shows a dotted haa in its middle form (ح) followed by a solid red haa in its middle form. The third line shows a dotted haa in its initial form (ح) followed by a solid red haa in its initial form.

Entourer la lettre *haa* dans chaque mot.

A box containing three Arabic words: حَمَامٌ (hamam), لَحْمٌ (lahm), and مِلْحٌ (milh). The letter haa is present in each word.

Faire la lettre *haa* avec de la pâte à modeler! 



relier

relier

relier

# La lettre khaa

خ

fin

خ

milieu

خ

début


Écrire la lettre *khaa*.

Handwriting practice lines for the letter *khaa*. Each line shows a dotted outline of the letter followed by a solid red outline. The first line shows the letter in its 'milieu' (middle) form. The second line shows the letter in its 'fin' (end) form. The third line shows the letter in its 'début' (beginning) form.

Entourer la lettre *khaa* dans chaque mot.

Box containing three words for a coloring activity: **نَخْلَةٌ** (palm tree), **خَوْخ** (pomegranate), and **خَبِز** (bread).

Faire la lettre *khaa* avec de la pâte à modeler! 🍪



relier

relier

relier

# La lettre daal



fin



milieu

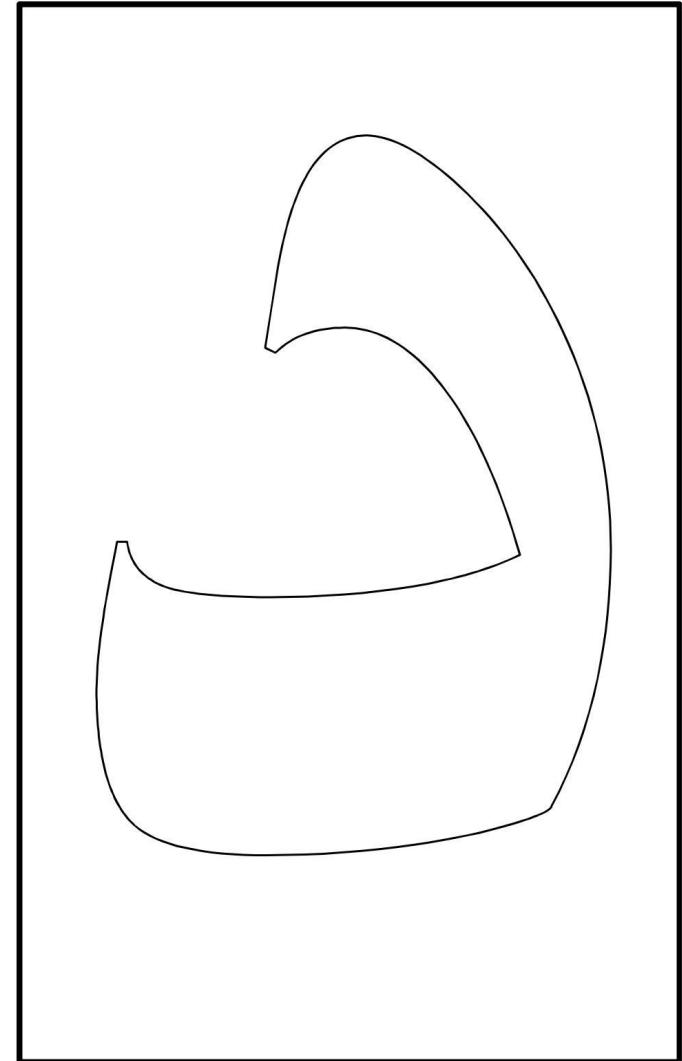


début

Ecrire la lettre *daal*.

Three sets of handwriting lines for practicing the letter daal. Each set includes a dotted outline of the letter and a solid red outline for tracing.

Faire la lettre *daal* avec de la pâte à modeler! 



Entourer la lettre *daal* dans chaque mot.

Three Arabic words in a box: عود (عود), دار (دار), and بدر (بدر).

relier

relier

relier



# La lettre dhaal

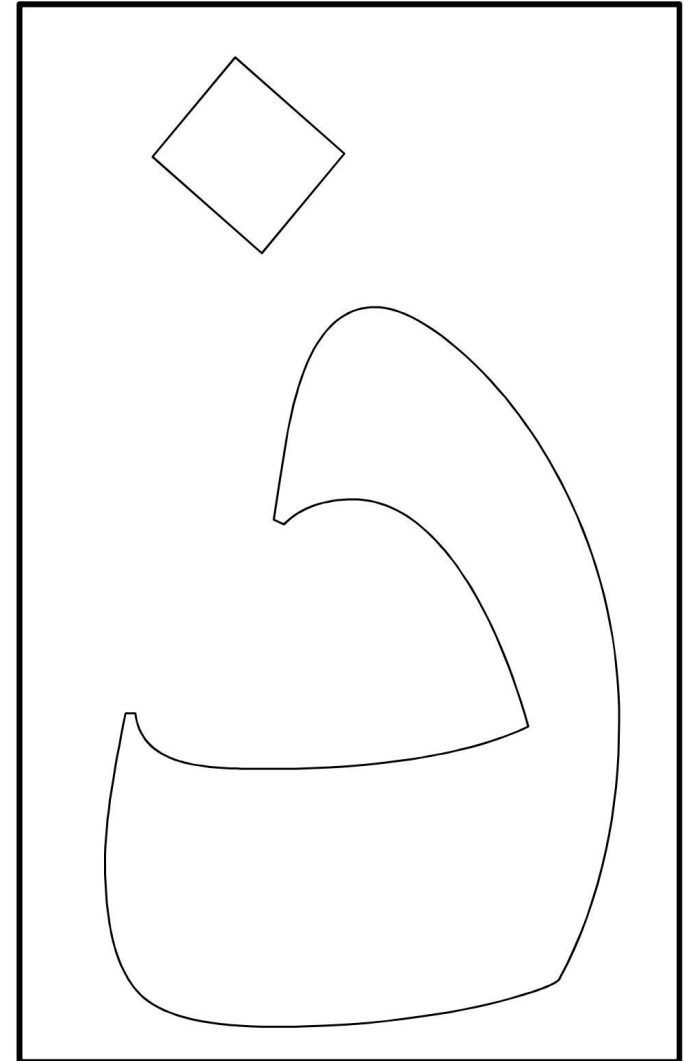
fin

milieu

début

Ecrire la lettre *dhaal*.

Faire la lettre *dhaal* avec de la pâte à modeler! 



Entourer la lettre *dhaal* dans chaque mot.

relier

relier

relier

# La lettre raa



fin



milieu

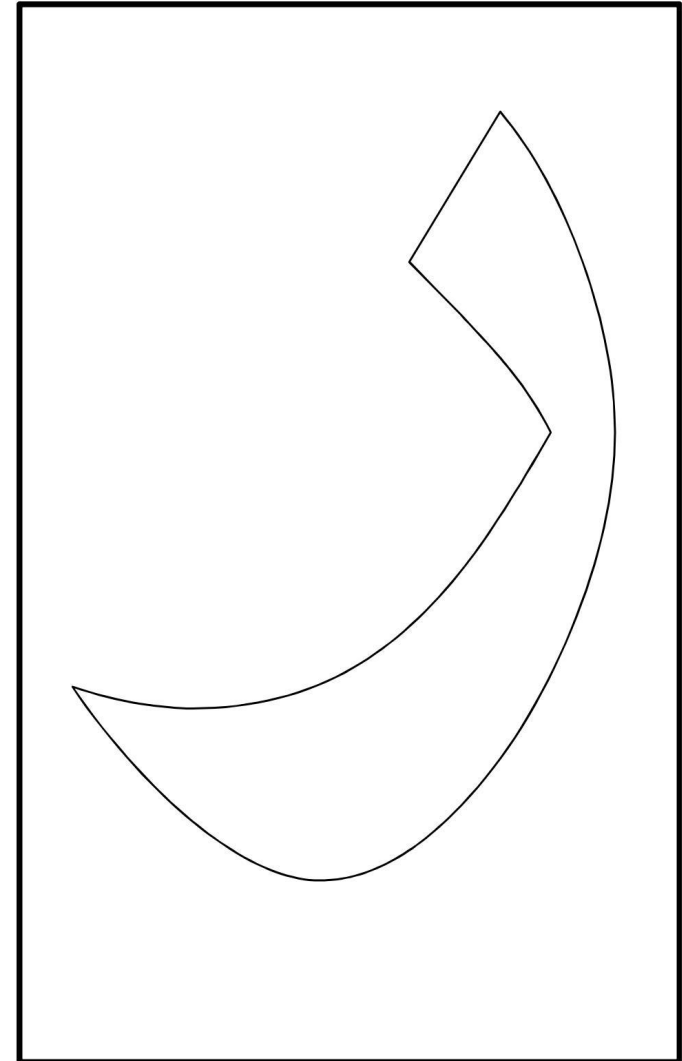


début

Ecrire la lettre *raa*.

Handwriting practice area with three rows of blue lines. Each row contains a dotted outline of the letter 'raa' and a red arrow indicating the stroke direction.

Faire la lettre *raa* avec de la pâte à modeler! 



Entourer la lettre *raa* dans chaque mot.

Box containing three Arabic words for identification: **وَرَاءَ**, **أَرْبَعَةٌ**, and **دَارٌ**.

relier

relier

relier

# La lettre zaay

ز

fin

ز

milieu

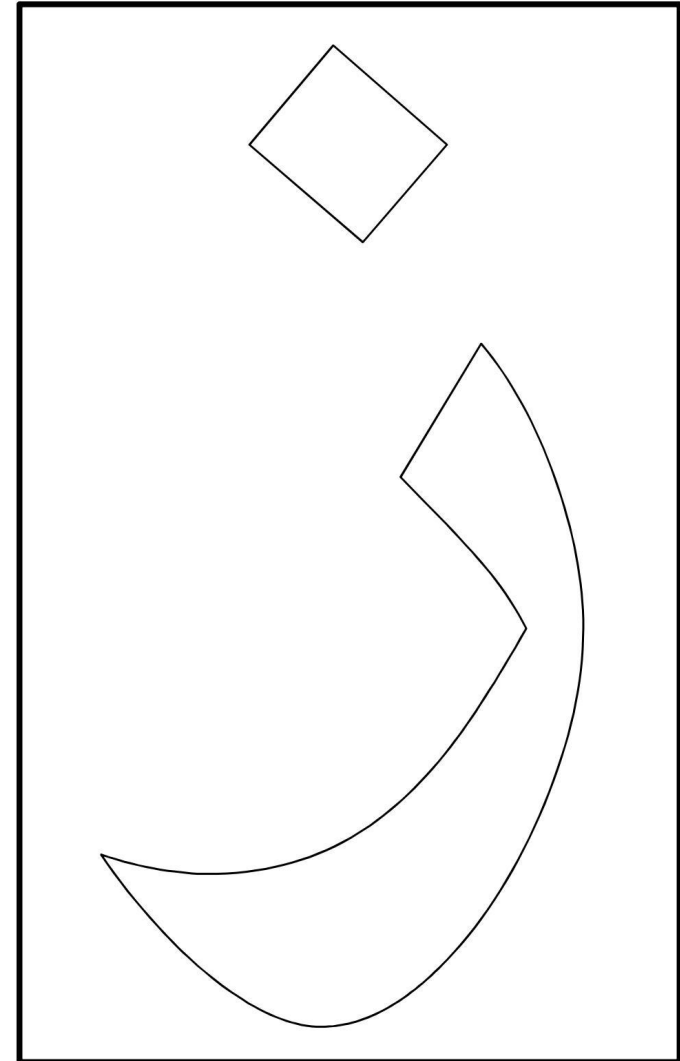
ز

début

Ecrire la lettre zaay.

Handwriting practice area with three rows of blue lines. Each row contains a dotted 'z' for tracing and a solid red 'z' for reference.

Faire la lettre zaay avec de la pâte à modeler!



Entourer la lettre zaay dans chaque mot.

Box containing three words in Arabic script: غَزَالٌ, زُهُورٌ, مَوْزٌ. Each word has a small 'z' character above it for identification.

relier

relier

relier

# La lettre seen

س

fin

س

milieu

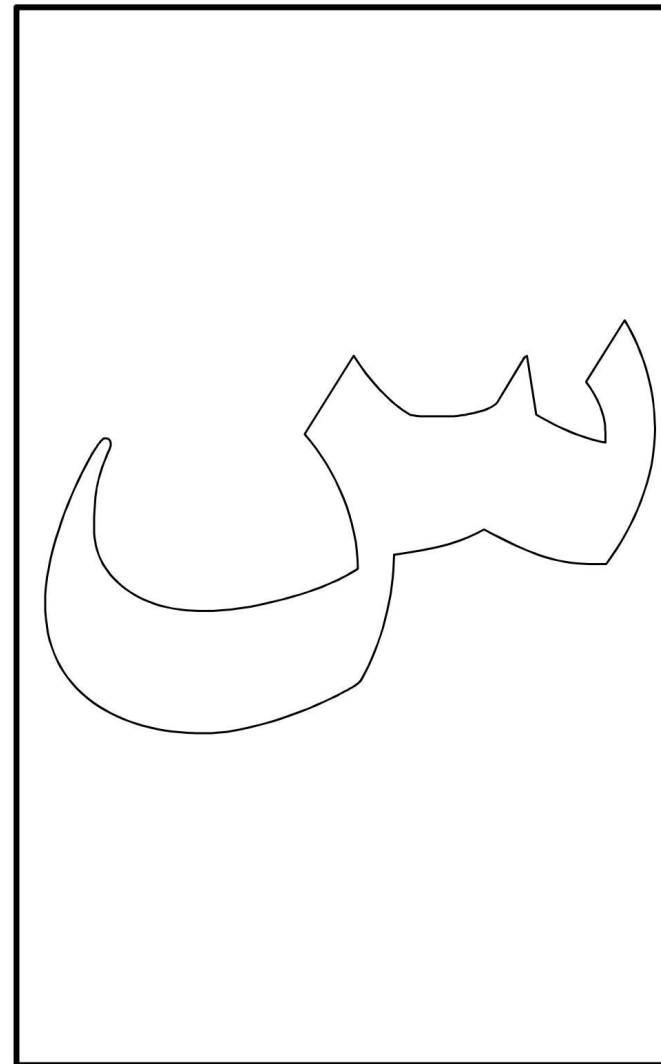
س

début

Écrire la lettre *seen*.

Handwriting practice lines for the letter 'seen'. Each line consists of four horizontal blue lines. The letter 'seen' is shown in three forms: a solid red letter, a dotted letter for tracing, and a dotted letter with a red starting stroke. The first row shows the letter in its 'milieu' (middle) position. The second row shows the letter in its 'fin' (end) position. The third row shows the letter in its 'début' (beginning) position.

Faire la lettre *seen* avec de la pâte à modeler! 



Entourer la lettre *seen* dans chaque mot.

A rectangular box containing three words in Arabic script: 'سَمَكٌ' (sammak), 'عَسَلٌ' (asal), and 'شَمْسٌ' (shams). The letter 'seen' is present in each word, and the instruction is to circle it.

relier

relier

relier

# La lettre sheen

ش

fin

ش

milieu

ش

début


Écrire la lettre *sheen*.

Three sets of handwriting practice lines. Each set shows the letter 'sheen' (ش) in a different position: at the end of a word, in the middle, and at the beginning. The first two are in red, and the third is in black. Dotted lines indicate the stroke order for each letter.

Entourer la lettre *sheen* dans chaque mot.

A box containing three words in Arabic script: عَشُّ (ash), شَبَابُ (shabab), and عَشْبُ (ashb). The letter 'sheen' is present in each word.

Faire la lettre *sheen* avec de la pâte à modeler! 



relier

relier

relier

# La lettre saad

ص

fin

ص

milieu

ص

début

Ecrire la lettre *saad*.

Three sets of handwriting lines for practicing the letter 'saad'. Each set consists of four horizontal lines. The first set shows a dotted 'saad' followed by a solid red 'saad'. The second set shows a dotted 'saad' followed by a solid red 'saad'. The third set shows a dotted 'saad' followed by a solid red 'saad'.

Entourer la lettre *saad* dans chaque mot.

A box containing three words in Arabic script: 'بَصَلٌ', 'صَنْدُوقٌ', and 'لِصٍّ'. The letter 'saad' is present in each word.

Faire la lettre *saad* avec de la pâte à modeler! 

A large box containing a large outline of the letter 'saad' for modeling with playdough.

relier

relier

relier

# La lettre dhaad

ض

fin

ض

milieu

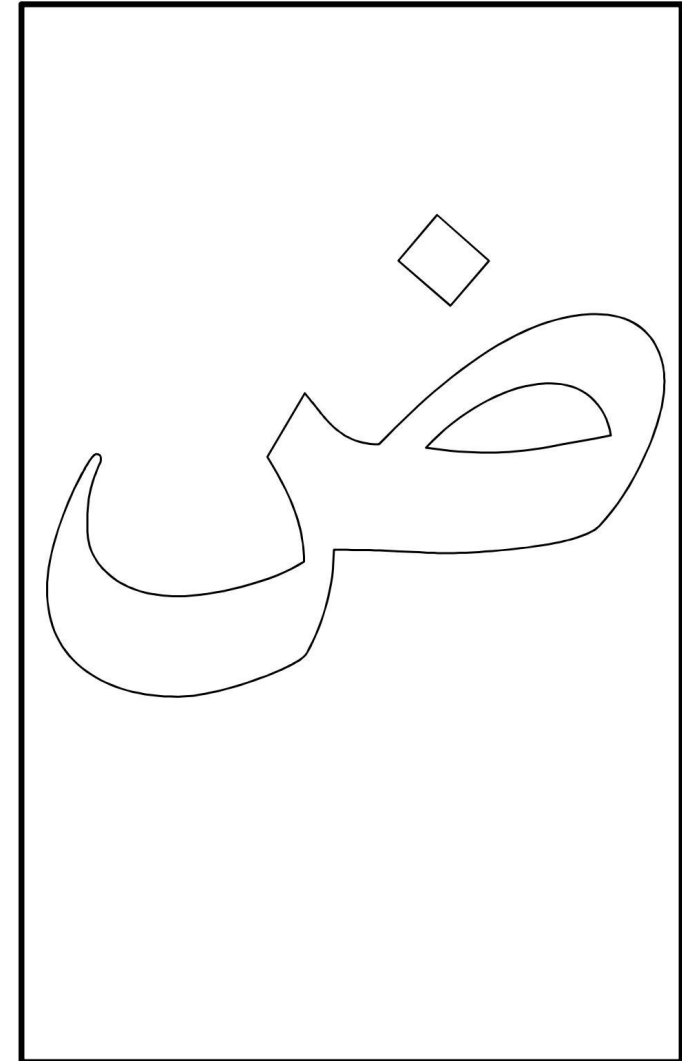
ض

début

Écrire la lettre *dhaad*.

Three sets of handwriting practice lines. Each set consists of four horizontal lines. The first set shows a dotted outline of the letter 'ض' followed by a solid red 'ض'. The second set shows a dotted outline of the letter 'ض' followed by a solid red 'ض'. The third set shows a dotted outline of the letter 'ض' followed by a solid red 'ض'.

Faire la lettre *dhaad* avec de la pâte à modeler!



Entourer la lettre *dhaad* dans chaque mot.

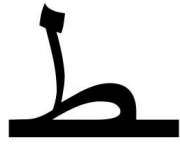
Three words in Arabic script: ضَابِطٌ, أَيِّضٌ, أَخْضِرُ. The letter 'ض' is highlighted in red in each word.

relier

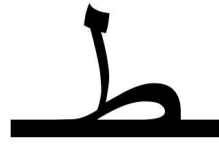
relier

relier


# La lettre taa



fin




milieu




début

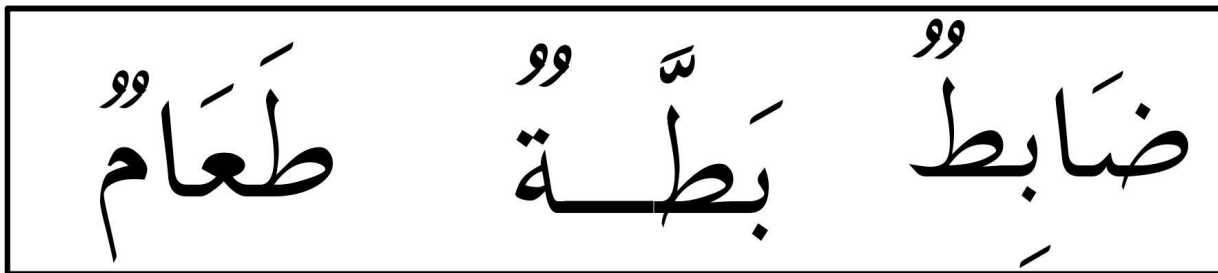
Ecrire la lettre taa.



Faire la lettre taa avec de la pâte à modeler!



Entourer la lettre taa dans chaque mot.



relier

relier

relier



# La lettre thaa

ظ

fin


ظ

milieu

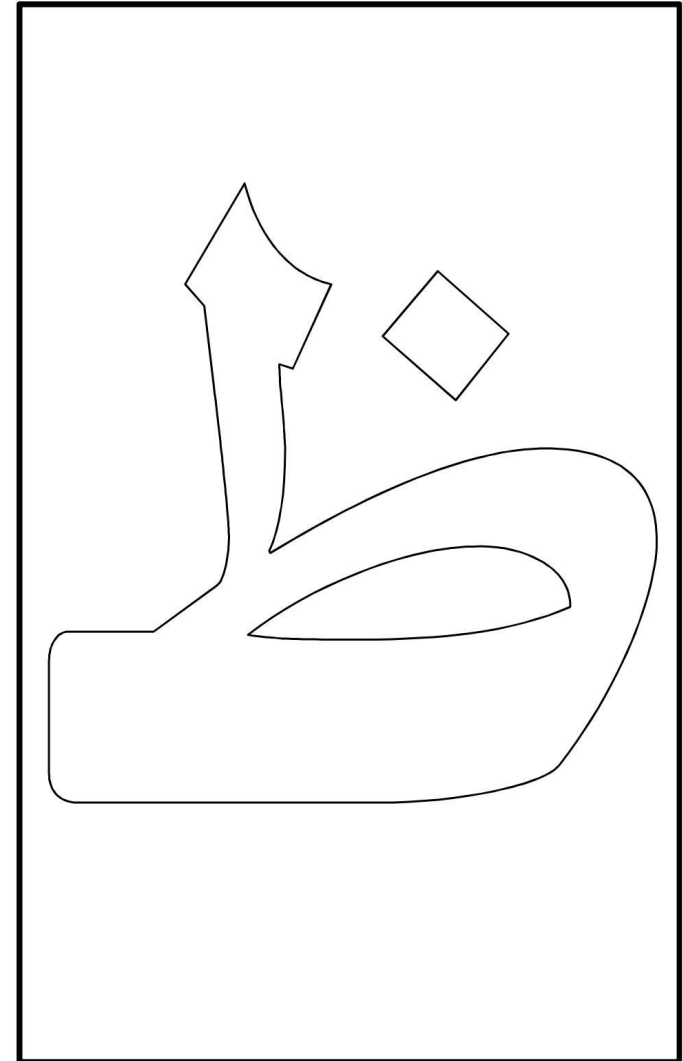
ظ

début

Ecrire la lettre thaa.



Faire la lettre thaa avec de la pâte à modeler!



Entourer la lettre thaa dans chaque mot.



relier

relier

relier

# La lettre ayn



fin



milieu



début


Ecrire la lettre *ayn*.

Handwriting practice lines for the letter ayn. Each row consists of four horizontal blue lines. The first row shows a dotted ayn in its final form followed by a solid red ayn in its final form. The second row shows a dotted ayn in its middle form followed by a solid red ayn in its middle form. The third row shows a dotted ayn in its initial form followed by a solid red ayn in its initial form.

Entourer la lettre *ayn* dans chaque mot.

A box containing three Arabic words: **بَائِعٌ**, **عَيْنٌ**, and **مَلْعَبٌ**. The letter ayn is present in each word.

Faire la lettre *ayn* avec de la pâte à modeler!



relier

relier

relier

# La lettre ghayn

غ

fin

غ

milieu


غ

début

Écrire la lettre *ghayn*.

Three sets of handwriting lines for practicing the letter ghayn. Each set includes a dotted outline for tracing and a solid red example of the letter. The first set shows the letter at the end of a word (fin), the second shows it in the middle (milieu), and the third shows it at the beginning (début).

Faire la lettre *ghayn* avec de la pâte à modeler!



Entourer la lettre *ghayn* dans chaque mot.

A box containing three words in Arabic script: صَغِيرٌ (small), غَنَمٌ (sheep), and فَارِغٌ (empty). The letter ghayn is highlighted in red in each word.

relier

relier

relier

# La lettre faa

ف

fin

ف

milieu


ف

début

Ecrire la lettre *faa*.

Three rows of handwriting practice on blue-lined paper. Each row shows the letter 'faa' in red, followed by a dotted version for tracing. The first row shows the letter at the end of a word, the second in the middle, and the third at the beginning.

Faire la lettre *faa* avec de la pâte à modeler! 🍪



Entourer la lettre *faa* dans chaque mot.

A box containing three words in Arabic script: فَهْرَسٌ, طِفْلٌ, and نَظِيفٌ. The letter 'faa' is present in each word.

relier

relier

relier

# La lettre qaaf

ق

fin

قا

milieu

قا

début


Écrire la lettre *qaaf*.

قا

قا

ق

Faire la lettre *qaaf* avec de la pâte à modeler!



Entourer la lettre *qaaf* dans chaque mot.

بَقْرَةٌ

قَمَرٌ

سُوقٌ

relier

relier

relier

# La lettre kaaf

fin


milieu

début

Ecrire la lettre *kaaf*.

Three sets of handwriting lines for practicing the letter *kaaf*. Each set includes a dotted outline for tracing and a solid red outline for copying. The first set shows the letter at the end of a word, the second in the middle, and the third at the beginning.

Faire la lettre *kaaf* avec de la pâte à modeler! 



Entourer la lettre *kaaf* dans chaque mot.

A box containing three Arabic words for a word search activity: مَكَّة (Makka), مَوْز (Mawz), and مَلِك (Malik). The letter *kaaf* is present in each word.

relier

relier

relier

# La lettre laam



fin



milieu

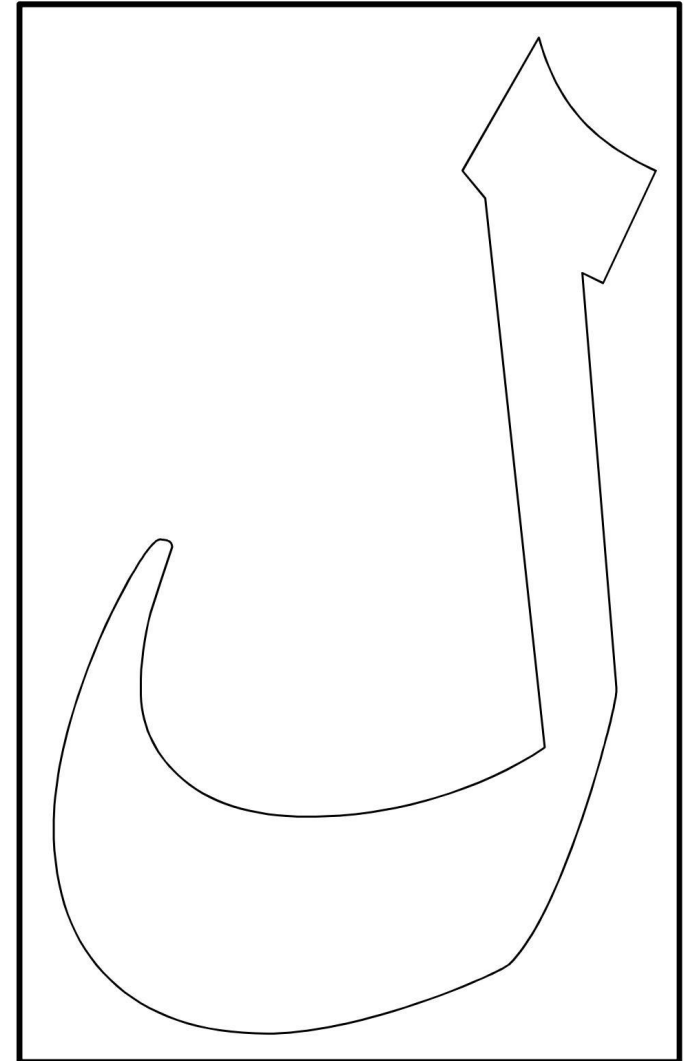


début

Ecrire la lettre *laam*.

Three sets of handwriting lines for practicing the letter *laam*. Each set includes a dotted outline of the letter and a red solid version with arrows showing the stroke direction.

Faire la lettre *laam* avec de la pâte à modeler! 



Entourer la lettre *laam* dans chaque mot.

Three words in Arabic script for a word search activity: فُول (Fool), بَلَح (Balach), and لَيْمُون (Laymoun). The letter *laam* is present in each word.

relier

relier

relier

# La lettre meem

ح  
fin

ح  
milieu

ح  
début

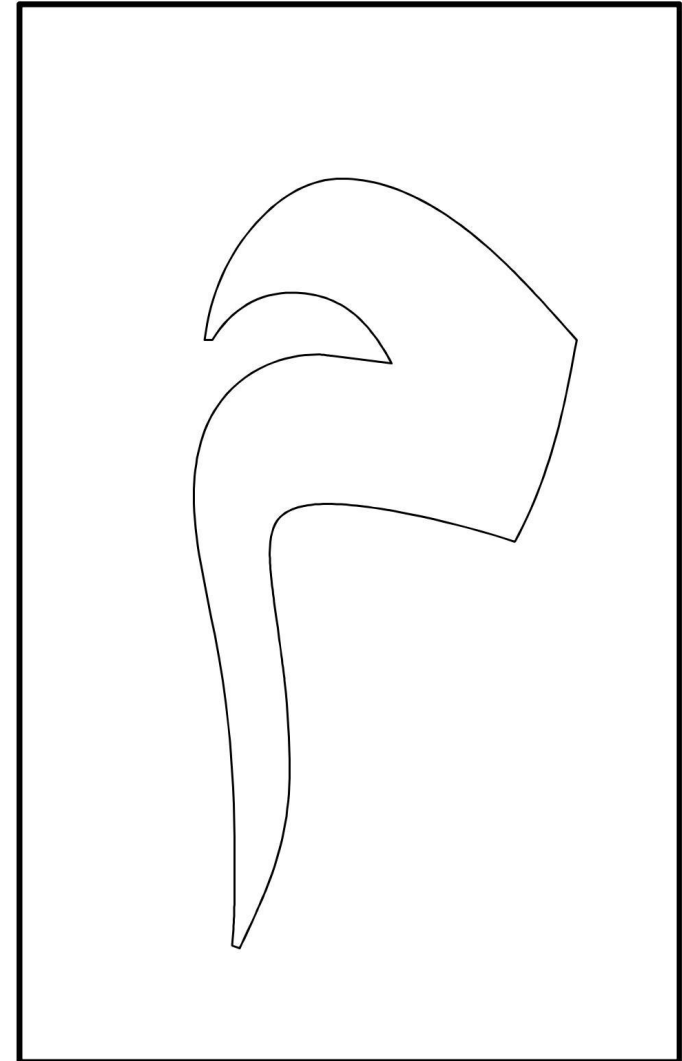
Ecrire la lettre *meem*.

Handwriting practice lines for the letter *meem*. Each line consists of four horizontal blue lines. The letter *meem* is shown in three positions: 1. At the end of a word (top line), 2. In the middle of a word (middle line), and 3. At the beginning of a word (bottom line). In each case, the letter is shown in red with a dotted trail indicating the stroke direction.

Entourer la lettre *meem* dans chaque mot.

A box containing three words in Arabic script: أَحْمَر (ahmar), قَلَم (qalam), and مَوْز (mawz). The letter *meem* is present in each word.

Faire la lettre *meem* avec de la pâte à modeler!



relier

relier

relier



# La lettre noon

ن

fin

ن

milieu

ن

début

Écrire la lettre *noon*.

ن

ن

ن

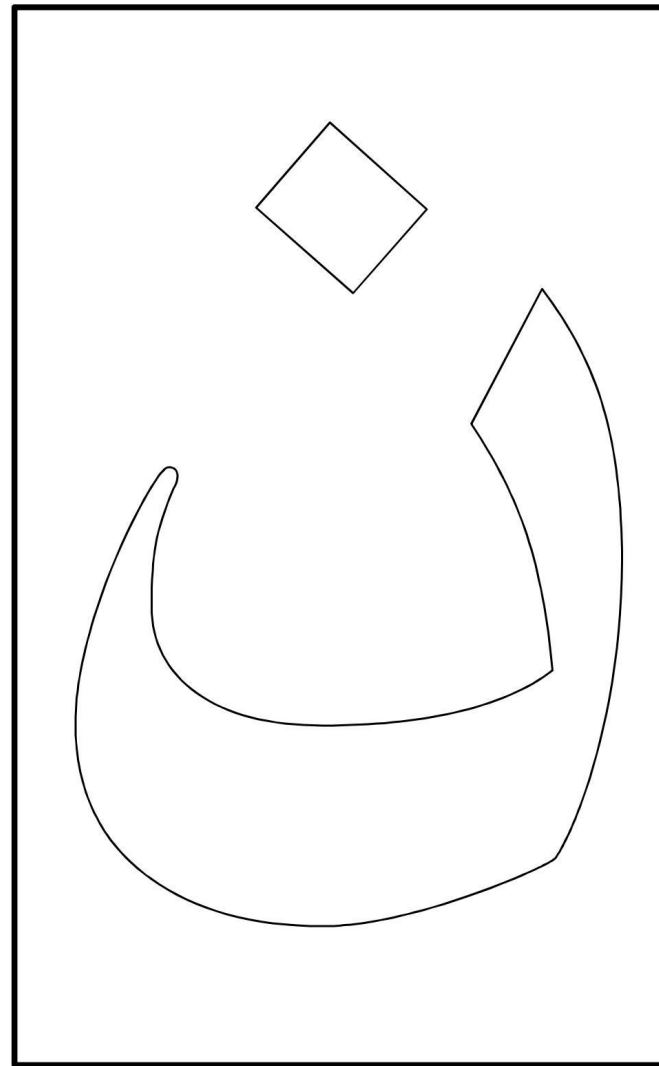
Entourer la lettre *noon* dans chaque mot.

لِسَانٌ

نَمْلَةٌ

عَيْنٌ

Faire la lettre *noon* avec de la pâte à modeler!



relier

relier

relier

# La lettre haa

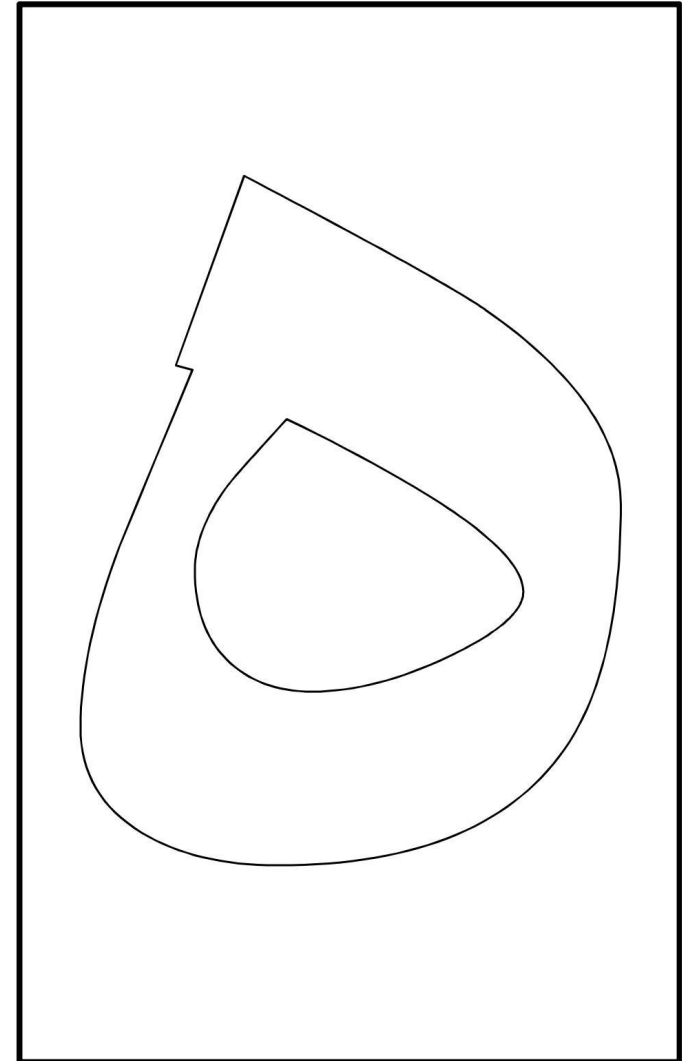
fin

milieu

début

Ecrire la lettre *haa*.

Faire la lettre *haa* avec de la pâte à modeler! 



Entourer la lettre *haa* dans chaque mot.

relier

relier

relier

# La lettre waaw

و

fin


و

milieu


و

début


Écrire la lettre *waaw*.



Entourer la lettre *waaw* dans chaque mot.



Faire la lettre *waaw* avec de la pâte à modeler!



relier

relier

relier

# La lettre yaa

ي

fin

ي

milieu

ي

début

Ecrire la lettre yaa.

Handwriting practice lines for the letter 'yaa'. The first line shows a dotted 'yaa' with a red arrow indicating the stroke direction. The second line shows a dotted 'yaa' with a red arrow. The third line shows a dotted 'yaa' with a red arrow.

Entourer la lettre yaa dans chaque mot.

Box containing three words for a coloring activity: خِيْمَةٌ (tent), يَدٌ (hand), and جُنْدِيٌّ (soldier).

Faire la lettre yaa avec de la pâte à modeler!



Large box for a clay modeling activity. It contains a large outline of the letter 'yaa' and two small diamond shapes at the bottom.

relier

relier

relier

relier

relier

relier

nom \_\_\_\_\_

école \_\_\_\_\_

classe \_\_\_\_\_

